



Appendix A

Trowbridge area community campus survey results

The results of the Trowbridge campus consultation are below. These results are also summarised in a paper to the Trowbridge Area Board in November 2012 that can be accessed at www.wiltshire.gov.uk/TrowbridgeCommunityCampus. All of the comments received are listed in Appendix B.

We are a group of local people who have been brought together by local Councillors as a Shadow Community Operations Board (Shadow COB) to develop proposals for a campus for the Trowbridge area.

What is a Campus? The idea of a campus is to bring a number of services and facilities together in one building or a series of buildings. This means people can access a variety of local services, such as council services, partners e.g. the police, or community services. In Trowbridge, a campus could mean new leisure facilities and services. As the County Town the Trowbridge Campus will also draw people from a wider area. The purpose of the campus is to significantly improve what it is on offer to the community.

Since mid-June 2012 the Trowbridge Shadow COB have been explaining the concept of a campus and asking people across the community area what services and facilities they want and need as part of the Trowbridge community campus proposal.

Thank you to everyone who has fed in their views. The total responses to the questionnaires were 1,297. A small number of responses were received after the deadline and although these have not been included within the presentation of the results, the COB will incorporate this feedback when analysing the results.

It is important to remember that the numerical analysis of the questionnaires only reveal part of the feedback from the consultation. Members of the SCOB had long discussions with members of the community when they were in the Shires, outside the Town Hall or at in places like Castle Place or the Trowbridge Sports Centre. This feedback will also be incorporated by the Shadow COB.

There were also a wide range of other ideas offered most of which are captured in the 1,727 comments in response to questions 2 (community), 6 (leisure) and 9 (general). These are presented in Appendix B.

There were a number of facilities about which many people felt strongly such as an ice rink or ten pin bowling. Many of these are outside the remit of the SCOB to deliver but need to be taken into account by those considering the overall economic development of the town.

If you want to know more

The full results are presented Appendix B and the paper to the Area Board summarising the results can be accessed at www.wiltshire.gov.uk/TrowbridgeCommunityCampus

How can I help or get involved?

Once we have drawn up a specific proposal we will be consulting again. If you are interested and would like to help with this or if you would like more information about the project please contact CampusConsultation@wiltshire.gov.uk or telephone 01225 718350



Total responses – 1,297

1. What are the 5 community services and facilities you feel you or your family would use as part of a community campus? Please tick no more than 5.			
Frequency	Percentage split	Percentage of people who selected the option	
452	7.6%	36.2%	Information point/one stop shop for advice e.g. benefits or careers advice and support
760	12.8%	60.8%	A cafe
532	9.0%	42.6%	Access to health services / wellness services
594	10.0%	47.6%	Computers with internet access
407	6.9%	32.6%	Multi-use rooms for community groups (with good storage facilities available)
156	2.6%	12.5%	Small meeting / interview rooms
880	14.8%	70.5%	Space where people can meet and do activities or learning e.g. young people, older people, clubs
521	8.8%	41.7%	Space for exhibitions of art or other things
365	6.1%	29.2%	Community catering facilities where food can be prepared by young people or community groups
413	7.0%	33.1%	Access to community police officers
559	9.4%	44.8%	Access to library services
300	5.1%	24.0%	A centre supporting small businesses

2. Are there any other community services or facilities that you would you like to see in a campus?

586

Leisure facilities. Trowbridge is the county town and we would like to develop sports and leisure facilities to meet the needs of local people and clubs. As part of the campus we would like to provide leisure facilities and services on one site, fit for purpose now and in the future.

3. Do you think the leisure facilities part of the campus should be on one site?

799 Yes (61.6%)	314 Not sure (24.2%)	151 No (11.6%)	33 No (2.5%) response to this question
--------------------	-------------------------	-------------------	--

We also want to make sure sports and leisure facilities would be suitable for regional events and competitions. (This might include making sure there are appropriate spectator facilities as part of the campus for example).



4. Do you think it is a good idea to create sports and leisure facilities for local people and regional events?
 1089 Yes (84.0%) 121 Not sure (9.3%) 56 No (4.3%) 31 No response (2.4to this %)
 question

5. What leisure facilities do you think are important in the campus?								
q5.a. What leisure facilities do you think are important in the campus?	Importa nt	% impor tant	No prefere nce	% no prefere nce	Unimp ortant	% unimp ortant	No respon se to this questi on	% no respon se to this questio n
Large sports hall that could be used for lots of sports	1023	78.87 %	192	14.80%	42	3.24%	40	3.08%
Squash courts	421	32.46 %	605	46.65%	175	13.49 %	96	7.40%
Climbing wall	619	47.7 %	455	35.1%	142	10.9%	81	6.2%
Gym / fitness room with fitness machines	912	70.3 %	249	19.2%	76	5.9%	60	4.6%
Dance / exercise studio	723	55.7 %	365	28.1%	131	10.1%	78	6.0%
6 / 8 lane pool that can host competitions	916	70.6 %	248	19.1%	65	5.0%	68	5.2%
Diving facility	683	52.7 %	427	32.9%	97	7.5%	90	6.9%
Learner pool	864	66.6 %	287	22.1%	74	5.7%	72	5.6%
Leisure pool with flume rides	812	62.6 %	291	22.4%	121	9.3%	73	5.6%
Jacuzzi / sauna	662	51.0 %	340	26.2%	215	16.6%	80	6.2%

6. Are there any other sports and leisure services or facilities you would you like to see in the campus?
673



7. What is important to enable you to access services or facilities more easily?								
	Important	% Important	No preference	% No preference	Unimportant	% Unimportant	No response to this question	% No response to this question
Children's activity/play/creche space	720	55.5%	326	25.1%	165	12.7%	86	6.6%
Quiet space e.g. for contemplation or religious requirements	390	30.1%	492	37.9%	288	22.2%	127	9.8%
Longer opening hours	908	70.0%	269	20.7%	57	4.4%	63	4.9%
Timings of sessions/activities	880	67.8%	278	21.4%	70	5.4%	69	5.3%

8. How could the travel planning of a campus help you to access the facility?								
	Important	% Important	No preference	% No preference	Unimportant	% Unimportant	No response to this question	% No response to this question
Sufficient car parking	1061	81.8%	135	10.4%	48	3.7%	53	4.1%
Access from bus routes	789	78.9%	368	36.8%	61	6.1%	79	6.1%
Good cycle paths and bike storage	946	72.9%	231	17.8%	47	3.6%	73	5.6%
Safe pedestrian access	1094	84.3%	121	9.3%	24	1.9%	58	4.5%

9. Overall, do you think a campus with community and leisure facilities is a good idea for the Trowbridge area?

1079 Yes (83.2%) 43 No (33%) 100 Not sure (7.7%) 75 No response to this question (5.8%)

Do you have any other comments or ideas on what else is important in the campus?
673



Finally, please could you provide some information about yourself. It won't be used to identify you.

10. Please tell us your age:			
		Frequency	Percent
	Under 18	600	46.3%
	18 to 24	65	5.0%
	25 to 39	191	14.7%
	40 to 59	277	21.4%
	60 to 74	107	8.2%
	75+	33	2.5%
	No response to this question	24	1.9%

11. How would you describe your ethnicity?			
		Frequency	Percent
	White	1113	85.8%
	Asian/Asian British	43	3.3%
	Mixed/multiple ethnic groups	38	2.9%
	Black African/ Caribbean/Black British	30	1.5%
	Other ethnic group	26	2.0%
	No response to this question	57	4.4%

12. Are you:
 559 43.1% Male 682 52.6% Female
 56 4.3% No response to this question

13. Do you consider yourself disabled?
 59 4.5% Yes 1178 90.8% No
 60 4.6% No response to this question

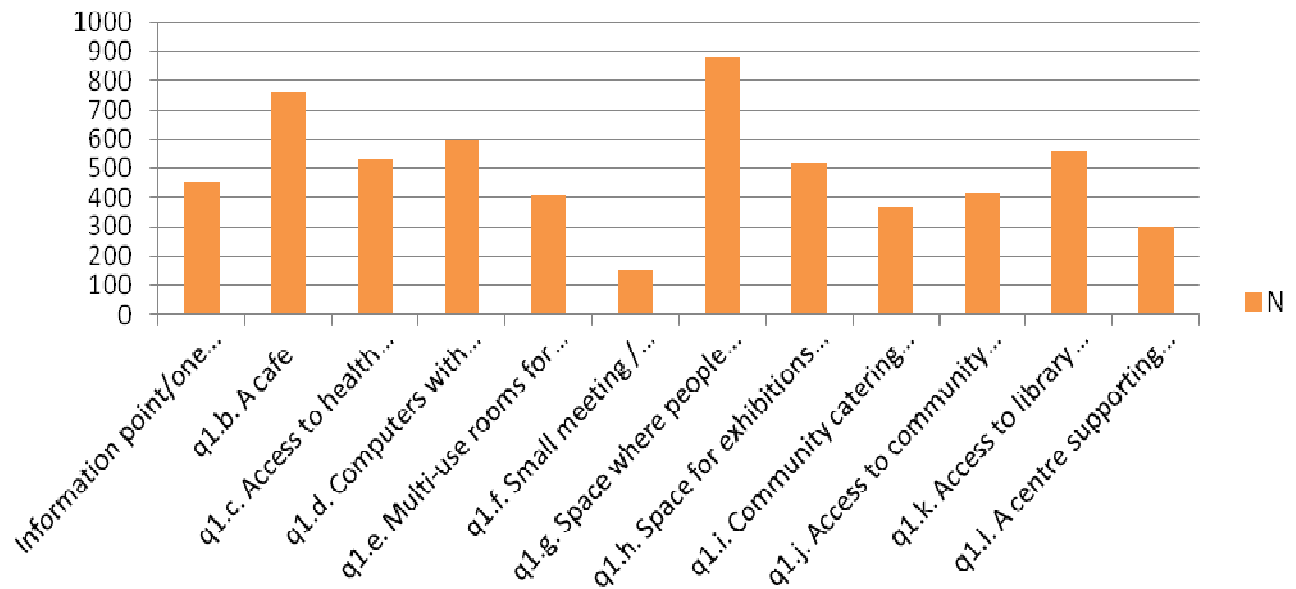
If you do consider yourself disabled, are there any services or facilities that you do not have access to at the moment, or that you would want to support you to use a campus?

29

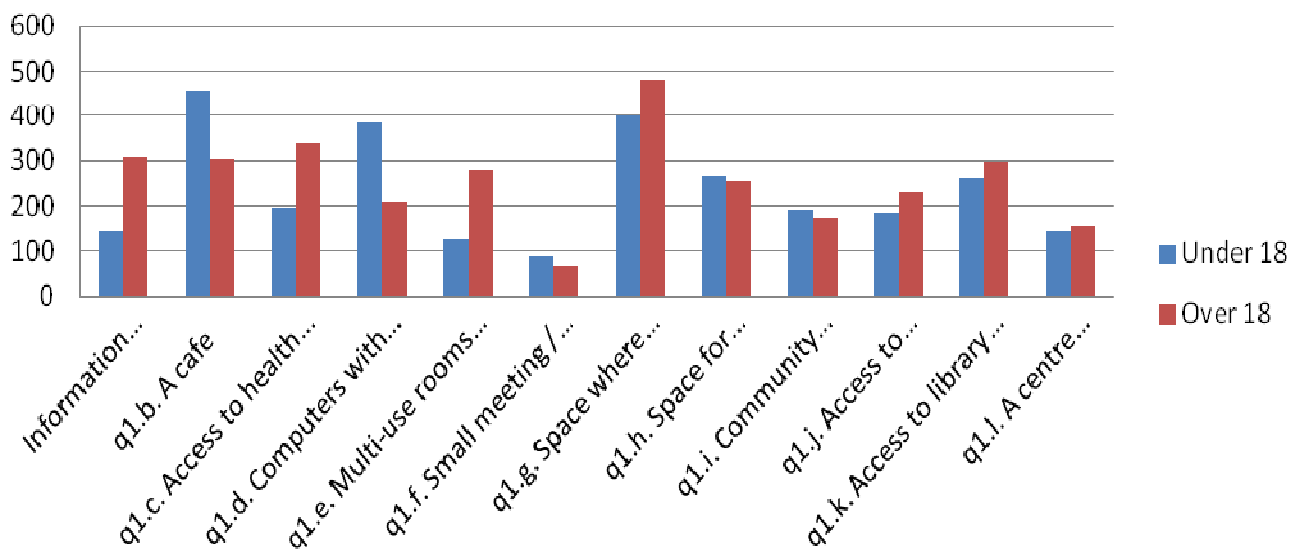
14. Please enter your postcode:
1209



Question 1 - What are the 5 community services and facilities you feel you or your family would use as part of a community campus?

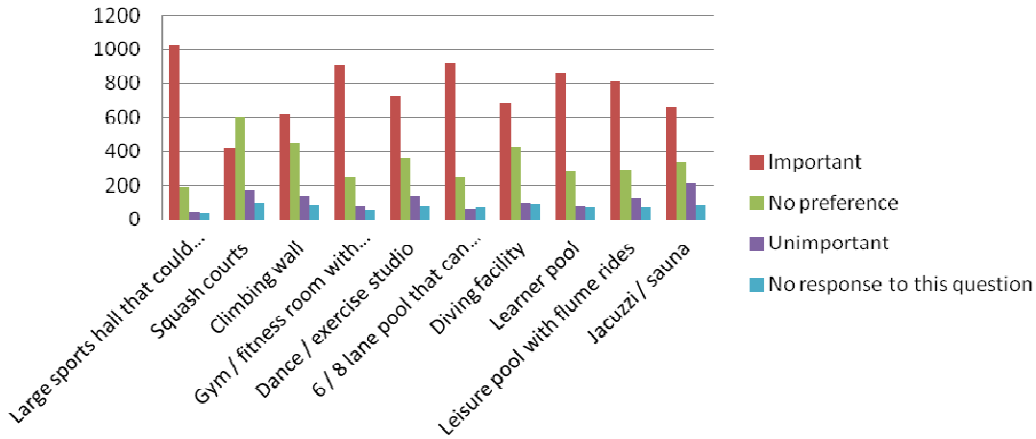


Question 1 - What are the 5 community services and facilities you feel you or your family would use as part of a community campus?

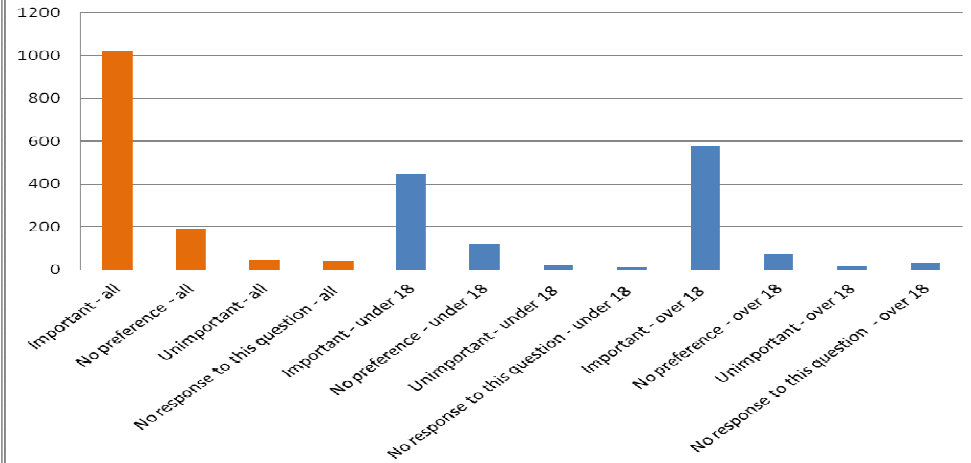




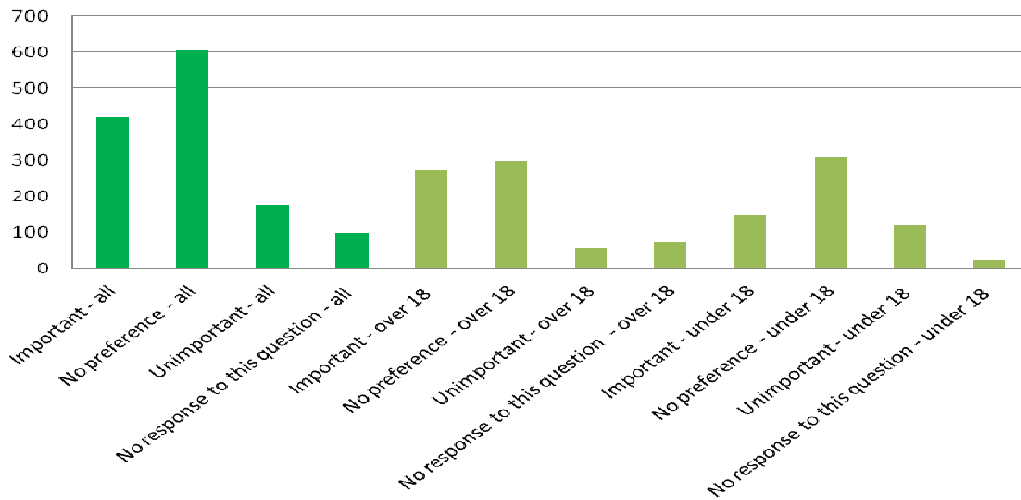
Question 5 - What leisure facilities do you think are important in the campus?



Question 5 Large sports hall that could be used for lots of sports



Question 5 Squash Courts



Question 5 Climbing wall

